

# Crime in Delaware Quick Facts

## Larceny/Theft - 2019

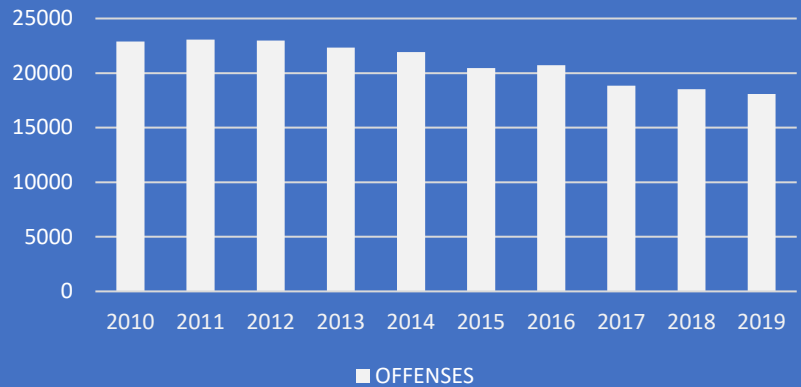
The Federal Bureau of Investigation defines Larceny as:

*"The unlawful taking, carrying, leading, or riding away with property from the possession or constructive possession of another person."*

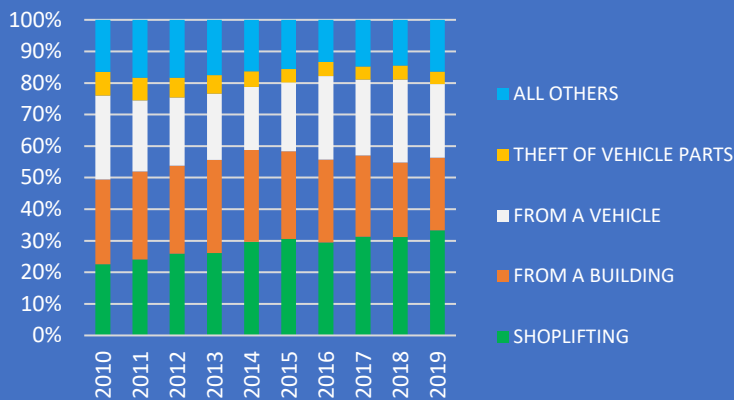
### FACTS:

- Larceny Offenses per 1,000 people decreased from 25.6 in 2010 to 16.2 in 2019.
- Out of 75,348 Group A offenses in 2019, 18,085 were for Larceny, or 24%.
- In 2019, Larceny was associated with over \$15 Million of property loss to the victims.

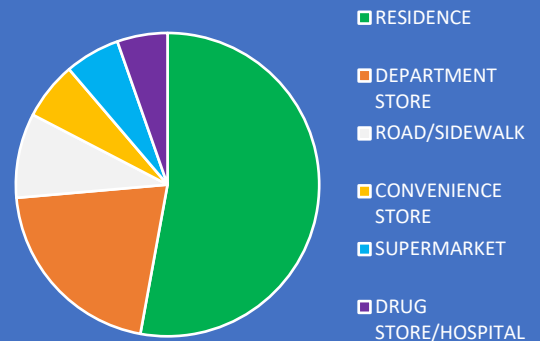
### Larceny Offenses by Year



### 2019 Most Common Larceny Offenses



### 2019 Common Larceny Locations



### More Information:

Delaware Statistical Analysis Center,  
[Crime in Delaware reports 2010-2019](#)

Federal Bureau of Investigations,  
[National Incident Based Reporting System](#)

Other reports can be found here:  
[www.sac.delaware.gov/sac-publications/](http://www.sac.delaware.gov/sac-publications/)

### 2019 Top Property Loss Totals Involving Larceny

Automobiles	\$2,407,484	Computer Hard/Software	\$770,729
Money	\$1,605,295	Other Motor Vehicles	\$676,024
Jewelry/Gems	\$1,473,760	Heavy Construction Equip.	\$591,898
Electronic Comm.'s	\$1,083,469	Merchandise	\$426,637
Tools	\$1,016,197	Vehicle Parts/Accessories	\$413,206
Clothes/Furs	\$976,625	Consumable Goods	\$401,712