


**Operation Safe Streets/Governor's Task Force  
2005 Annual Report**

September 2006



**Office of Management and Budget  
Management Services  
Statistical Analysis Center  
410 Federal Street, Suite #6  
Dover, DE 19901**



# **Operation Safe Streets/Governor's Task Force 2005 Annual Report**

September 2006

Authors:  
Richard J. Harris  
John P. O'Connell  
Delaware Statistical Analysis Center

## **Acknowledgements**

Special thanks to the staff of Operation Safe Streets and the Governors Task Force whose assistance made this report possible.

### **Delaware State Police - New Castle County**

Major Albert J. Homiak  
Sgt. Peter Sawyer  
Cpl. Chris Popp

### **Delaware State Police - Kent County**

Major Randall Hughes  
Sgt. John Samis

### **Delaware State Police - Sussex County**

Captain Charles Simpson  
Captain Tim Winstead  
Sgt. Rodney Layfield  
Cpl. John McColgan

### **Wilmington Police Department**

James Mosley, Public Safety Director  
Captain James Jubb

### **Dover Police Department**

Lt. Steven Getek

### **Dept. Of Correction - Wilmington and New Castle County**

Patrick Cronin

### **Dept. of Correction - Dover and Kent County**

William Clark

### **Dept. of Correction - Sussex County**

Robert Stevens  
Patricia Gable  
Eric Reuther

### **New Castle County Superior Court**

Judge William Carpenter

# Table of Contents

	Pages
Executive Summary .....	1
Introduction .....	3
Operation Safe Streets/Governor’s Task Force Activities in 2005 .....	5
Operation Safe Streets and Shootings in Wilmington .....	7
Statewide OSS/GTF Activities by Jurisdiction .....	11
OSS/GTF Summary Statistics by Jurisdiction – January 1 to December 31, 2005 .....	13
Statewide Summary Statistics by Year – 1999 to 2005 .....	14
New Castle County Summary Statistics by Year – 1999 to 2005 .....	16
·	
Kent County Summary Statistics by Year – 1999 to 2005 .....	18
·	
Sussex County Summary Statistics by Year – 1999 to 2005 .....	20
·	
Wilmington Summary Statistics by Year – 1999 to 2005 .....	22
·	
Dover Summary Statistics by Year – 1999 to 2005 .....	24



## Executive Summary

Operation Safe Streets and the Governor's Task Force (OSS/GTF) is a statewide crime reduction initiative that teams the police with state probation and parole officers. The purpose of OSS/GTF is to insure that probationers remain in compliance with the conditions of their probation. OSS/GTF police/probation officer teams conduct unannounced curfew checks on probationers, surveil high crime areas, initiate investigations of probation violators and their associates, and follow-up on tips provided by informants. Operation Safe Streets (OSS) was originally conceived as a strategy to halt the increase in firearm related violence in Wilmington that occurred in 1996. The Delaware State Police and the Dover Police Department has since expanded OSS/GTF into New Castle, Kent, and Sussex Counties and the City of Dover. In June 2006 the New Castle County Police Department added two new units in New Castle County to focus on the Route 9 and Route 13 corridors located just south of the Wilmington city line.

This report presents a summary of OSS/GTF activities in 2005 broken out by jurisdiction. Some notable accomplishments are:

- 1,416 OSS/GTF arrests were made statewide in 2005. It is estimated that these arrests will create a demand for 342 Department of Correction beds. This estimate is based on a SAC report published in 2004 entitled "Operation Safe Streets—Governor's Task Force: Review and Impact" which estimates that at a minimum every 4.1 OSS or GTF arrests creates a demand for one detention or sentenced DOC bed.
- OSS/GTF teams statewide made 7,814 curfew checks in 2005. Prior to OSS/GTF, curfew checks were not conducted nearly as often. Two out of every three probationers checked were home at curfew (66.7 percent). Kent County GTF had the highest curfew compliance rate (76.6 percent) and the City of Dover had the lowest compliance rate (51.4 percent).
- In 2005, OSS/GTF teams statewide seized 44.4 grams of heroin, 4,506 grams of powder cocaine, 3,179.1 grams of crack cocaine, 140,692 grams of marijuana, 331 firearms and 163 other weapons, \$58,167 in stolen property and \$398,849 in U.S. currency.

One section of this report examines the relationship between Wilmington OSS activities and shootings in the city that resulted in an injury or death. In 2005, OSS teams conducted 2,306 curfew checks in Wilmington. The probationers were home approximately 56 percent of the time. The Wilmington Police Department was only able to dedicate a single officer to OSS for much of the year instead of the usual two officers, and as a result OSS teams made 309 arrests in Wilmington, 36 percent fewer than the previous year. The impact of having fewer officers on the street may have been reduced somewhat since the Department of Correction had established a separate "absconder" unit to locate and arrest some probation violators. Despite the staffing issues, shootings in the city were down 15 percent overall in 2005, and three of the city's most troubled neighborhoods—West Center City, Price's Run, and Hilltop—saw shootings decrease by 39 percent, 37 percent, and 29 percent respectively.

Operation Safe Streets is just one component in a larger effort to reduce violent crime in Wilmington. Federal initiatives like Operation Weed and Seed and Project Safe Neighborhoods, the Hope Commission, a reworked Wilmington Police Department deployment strategy, the addition of State and New Castle County police to supplement regular patrols, the Department of

Correction absconder unit, along with Operation Safe Streets, have all played a role in suppressing violent crime in the city.

Over the past decade, OSS/GTF has evolved from an emergency initiative to address spiraling firearm violence in Wilmington to a statewide law enforcement operation that proactively preempts further violent crime and places a real aspect of accountability for convicted felons on DOC probation



## Introduction

Operation Safe Streets (OSS) and the Governor's Task Force (GTF) is a statewide crime reduction initiative that targets high-risk probationers to ensure that they remain in compliance with curfews and other conditions of their probation. At the core of Operation Safe Streets and the Governor's Task Force are police and probation/parole officer teams who enforce probationer curfews, engage in surveillance activities, and conduct special investigations in targeted high crime areas. Operation Safe Streets police-probationer officer teams limit their activities to Wilmington and Dover, while the Governor's Task Force covers the remainder of New Castle, Kent and Sussex counties.

Operation Safe Streets and the Governor's Task Force were initially established in response to a sharp increase in the number of shooting incidents in Wilmington that occurred in 1996. That year, there were 108 shootings in Wilmington where the victim was either injured or killed, a 130 percent increase over the 47 shootings reported in 1995. A study prepared jointly by the Delaware Statistical Analysis Center and the Delaware Criminal Justice Council entitled "Wilmington Shootings 1996—A Comparative Study of Victims and Offenders in Wilmington, Delaware" found that a majority of the shooting suspect and victims had prior arrests for a violent felony, drugs or weapons, and that many were on probation when the shooting took place.

In May 1997, former Governor Thomas Carper created the "Governor's Task Force on Violent Crime" to improve coordination between the Wilmington Police Department and the Department of Correction. Members of the task force included representatives from the Office of the Governor, the Delaware State Police, the State Department of Correction, the State Department of Justice, and the Wilmington Police Department. In July 1997, Wilmington's Operation Safe Streets initiative was launched.

In 1998, one year after Operation Safe Streets was implemented in Wilmington, shootings in the city dropped by 32 percent. Wilmington's positive experience with Operation Safe Streets led to the program's expansion in 1999 to include the Delaware state Police (New Castle County, Kent County, and Sussex County) and the Dover Police Department (City of Dover).

A typical probationer selected for OSS/GTF is on Level III probation and has an arrest record that includes violent felony, drug or weapon related offenses. Level III probationers with less serious criminal backgrounds may also be admitted to OSS or GTF if their probation officer believes that they need closer supervision. Probationers selected for OSS or GTF are subject to unannounced curfew checks and increased surveillance of their activities. Upon entry into the program, those selected are advised that their designation as a "high risk" offender makes them subject to increased surveillance and that infractions on their part will have severe and immediate consequences. Police-probation officers "teams" then conduct unannounced visits to the homes of targeted probationers after curfew and visit high crime areas to look for violators.

Curfew for OSS/GTF probationers starts at 10 p.m. If a probationer misses their curfew, the person who answers the door is informed that the probationer should contact their probation officer as soon as possible. Missing a curfew once or twice doesn't necessarily lead to a violation of probation arrest. Probationers who aren't home at curfew and don't have a valid excuse for not being at home can be arrested at the officer's discretion; however, in many cases they are just given a verbal warning. In cases where an OSS/GTF probationer is arrested, the probation officer will usually issue an administrative warrant. These special warrants allow the Department of Correction to hold violated probationers until their court hearings, which are scheduled no later than 48 hours after their arrests.

New Castle County Superior Court uses a special expedited calendar to handle court cases that result from arrests made by an OSS or GTF officer. In cases where violation of probation is the only charge, the case is handled immediately by the judge returning the arrest warrant. If the defendant has new charges, the case is handled based on whether the new charges are drug related (Title 16). If the new charges are drug related, bail is set, the defendant is scheduled for a fast track hearing and is placed on the special calendar. If the new charges are Title 11, bail is set and the case is scheduled to a judge's VOP calendar (usually for the following week) and the new charges are set up for case review. Title 11 cases are not routinely scheduled for a fast track hearing unless the Attorney General's office requests it. Of the 424 OSS and GTF cases were heard in New Castle County Superior Court in FY 2005:

- the defendant was set for a new track (usually fast track) in 170 cases (40.1 percent);
- the defendant was violated and sentenced in 145 cases (34.2 percent);
- the case was set for a VOP hearing before a specific judge in 60 cases (14.1 percent);
- the defendant was violated and continued on probation in 15 cases (3.5 percent);
- the defendant was violated and discharged from probation in 14 cases (3.3 percent);
- the case was contested in 10 cases (2.3 percent);
- and in 10 cases either the OSS hearing did not take place, the case was rescheduled, or the defendant was found not in violation and his or her probation was continued (2.3 percent).

Source: New Castle County Superior Court

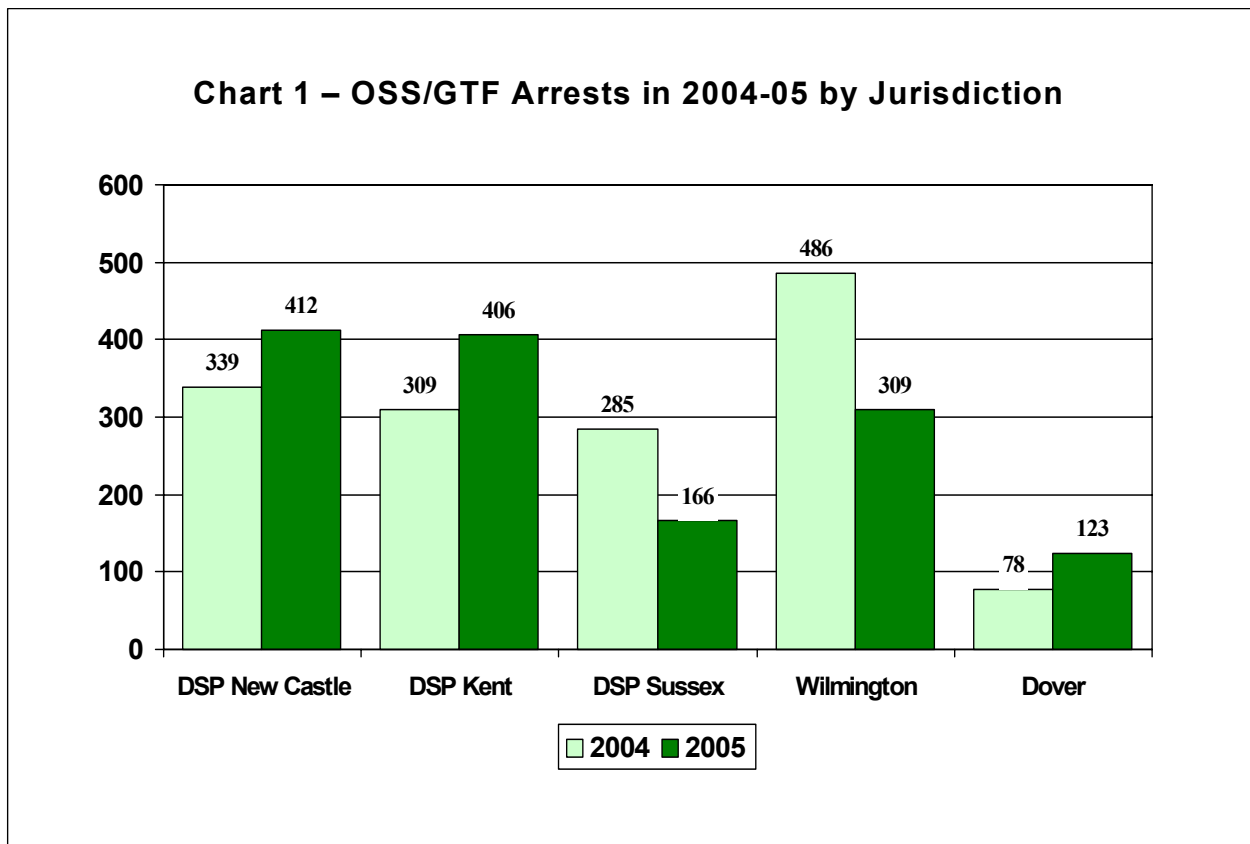
Another very important component of OSS/GTF is the investigative work that OSS/GTF teams perform in the field. Investigative information is obtained while conducting curfew checks and through "street contacts" with associates of probationers and other confidential informants. OSS/GTF police-probation officer teams may stop suspicious persons for questioning and will try to solicit information from the persons they question about illegal activities that are going on in the general area. In many cases the individual questioned is on probation. Information obtained this way often leads to more significant collateral arrests.

A report published by the Statistical Analysis Center in 2004 entitled "Operation Safe Streets—Governor's Task Force: Review and Impact" estimated the number of Department of Correction beds that would be needed to accommodate defendants who were arrested, detained, and sentenced as a result of OSS and GTF activities. The report estimates that the 1,789 arrests made by OSS and GTF teams statewide in 2002 would create a demand for between 433 (the low estimate) and 667 (the high estimate) Department of Correction detention and sentenced beds.

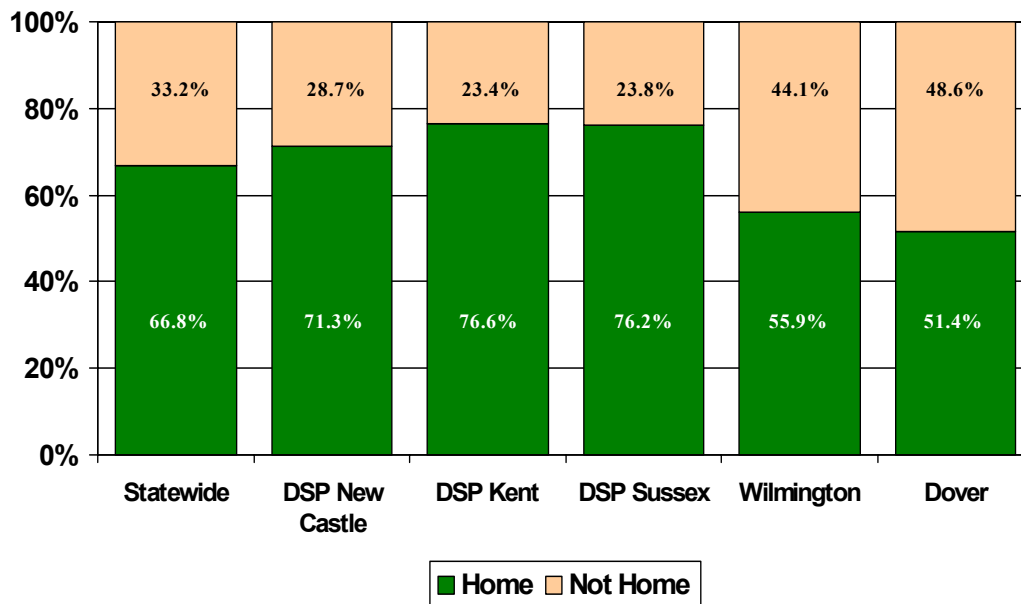
In June 2006, the Operation Safe Streets/Governor's Task Force concept was expanded to target probation violators located in the area south of the Wilmington city line and extending to the New Castle County Airport. County Safe Streets (CSS) teams officers from the New Castle County Police Department with state Department of Correction probation and parole officers. CSS was funded with an \$85,000 grant from the Delaware Criminal Justice Council. This new initiative will undoubtedly have a similar impact on the DOC jail and prison population as its predecessor—an estimated demand of one DOC bed for every 4.1 arrests.

## OSS/GTF Activities in 2005

- 1,416 OSS/GTF arrests were made in 2005. Based on the estimated demand for DOC beds cited in the 2004 “Operation Safe Streets—Governor’s Task Force: Review and Impact” report, the 1,416 arrests made in 2005 would create a demand for 342 DOC beds, 91 fewer beds than the 2002 estimate.
- Operation Safe Streets arrests in Wilmington decreased by 36.4 percent in 2005. According to the Wilmington Operation Safe Streets supervisor, fewer arrests were made in 2005 because only one Wilmington police officer was available to accompany Wilmington OSS probation officers for most of the year (instead of the usual two officers).
- GTF arrests in Sussex County were down by 41.7 percent in 2005, mostly a result of a sharp drop in the number of violation of probation arrests made in 2005. A supervisor for Sussex County GTF speculated that the decrease in arrests was related to three factors:
  1. At some points during the year only one probation officer was assigned to Sussex County GTF instead of the usual two officers.
  2. Sussex County probation and Parole created an absconder unit in 2005 to apprehend wanted probationers and their activity may have impacted GTF arrests.
  3. A new clerical employee hired by Sussex County GTF in 2005 possibly made minor counting errors during their training period.



**Chart 2 - OSS/GTF Curfew Checks in 2005 by Jurisdiction**



- OSS/GTF teams made 7,708 curfew checks in 2005. In 5,148 cases the probationers were home at curfew (66.8 percent) and in 2,560 cases the probationers were not home (33.2 percent). Kent County had the highest curfew compliance rate at 76.6 percent, followed by Sussex County (76.2 percent), New Castle County (71.3 percent), Wilmington (55.9 percent) and Dover (51.4 percent).
- Firearm seizures in Kent County were up by 144 percent in 2005. This does not reflect an increase in the number of persons arrested for firearms, rather, the increase in firearm seizures resulted from several arrests made in Kent County during June, July, August, and September 2005 where GTF officers discovered large weapon caches while executing search warrants.
- In 2005, OSS/GTF teams statewide seized 44.4 grams of heroin, 4,506.7 grams of powder cocaine, 3,179.1 grams of crack cocaine, 140,692 grams of marijuana, 331 firearms and 163 other weapons, \$58,167 in stolen property and \$398,849 in U.S. currency.

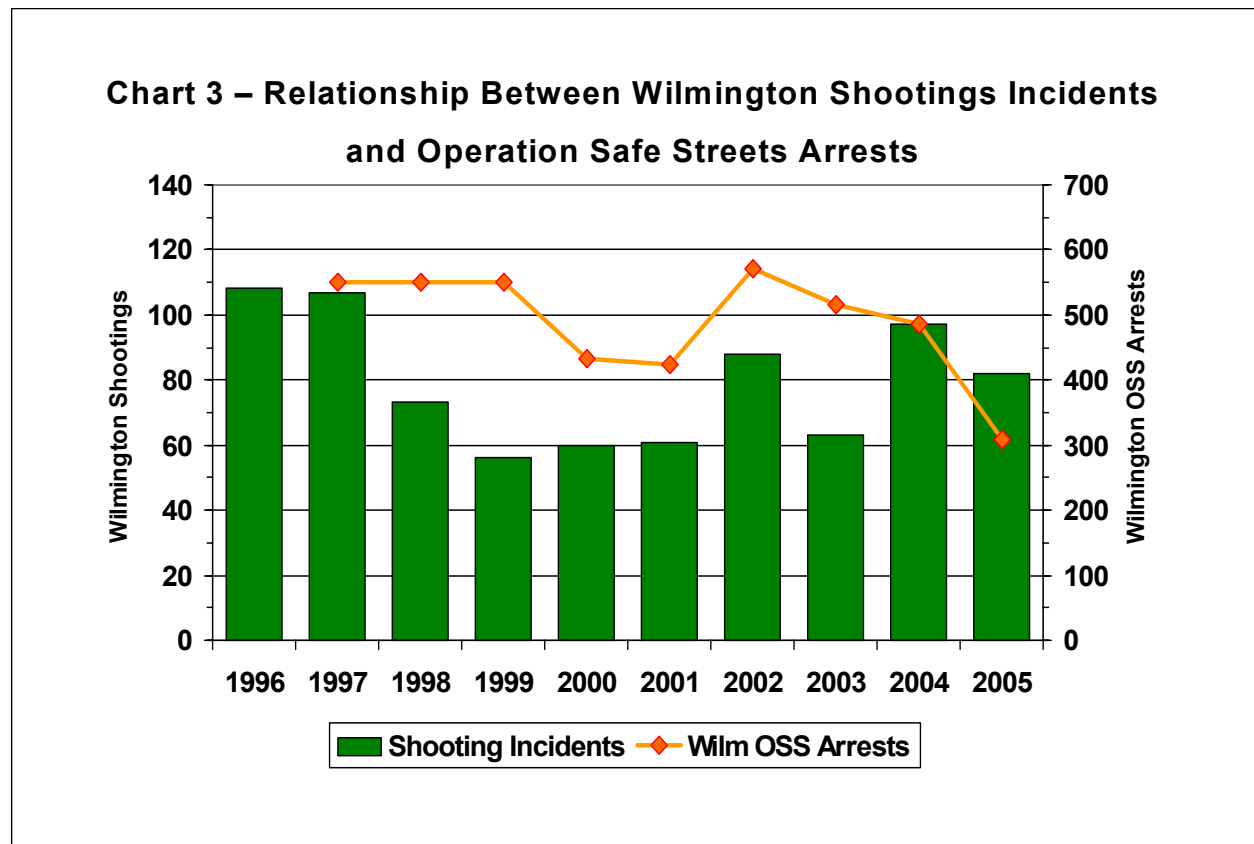
## Operation Safe Streets and Shootings in Wilmington

The original purpose of Wilmington’s Operation Safe Streets initiative was to reduce firearm related violence in the City of Wilmington. In 1996, one year prior to the Operation Safe Streets’ implementation, the number of shootings in Wilmington that resulted in an injury or death reached an unprecedented 108 incidents, the highest number on record. After Operation Safe Streets was launched in May 1997 the number of shootings in the city dropped for two consecutive years, decreasing by 32 percent in 1998 and by another 23 percent in 1999. In the years that followed, the number of shootings in Wilmington fluctuated from a low of low of 60 in 2000 to a high of 97 in 2004.

Eighty-two shootings were reported in 2005, a 15 percent decrease from the previous year. Neighborhoods that reported the most significant decrease in shootings in 2005 were:

- **West Center City**, where the number of shootings dropped by 39 percent (-7 incidents),
- **Price’s Run**, with a 37 percent drop in shootings (-7 incidents), and
- **Hilltop**, which reported a 29 percent decrease in shootings in 2005 (-5 incidents).

The Eastside was the only neighborhood in Wilmington that reported a significant increase in shootings in 2005. Shooting incidents in this neighborhood increased from 12 in 2004 to 16 in 2005, an increase of 33 percent. It should be noted that the neighborhoods that reported the largest decrease in shootings were all part of the federal Weed and Seed initiative at some point. (the current Weed and Seed site for Wilmington is located in Price’s Run).



Shooting incidents per year in Wilmington from 1996 to 2005 are shown on Chart 3. The line series overlay represents OSS arrests made in Wilmington during the same period. The chart shows a significant drop in shootings in the four years immediately following Operation Safe Streets' launch in 1997 and the number of persons arrested by Wilmington OSS dropped accordingly. This pattern persists through most of the series, with the number of OSS arrests increasing and decreasing in tandem with the number of shootings. The exception was in 2004 when Wilmington OSS arrests fell by 6 percent while shootings in the city rose by 64 percent.

The decrease in arrests in 2004 was limited to "violation of probation" and "administrative warrant" arrests. "Collateral" arrests, that is, arrests that involved new charges, actually increased slightly in 2004. The decrease in VOP arrests in 2003, 2004 and 2005 can be attributed in part to a separate "absconder unit" that the Wilmington probation and parole office established to locate and apprehend persons who are wanted for violation of probation.

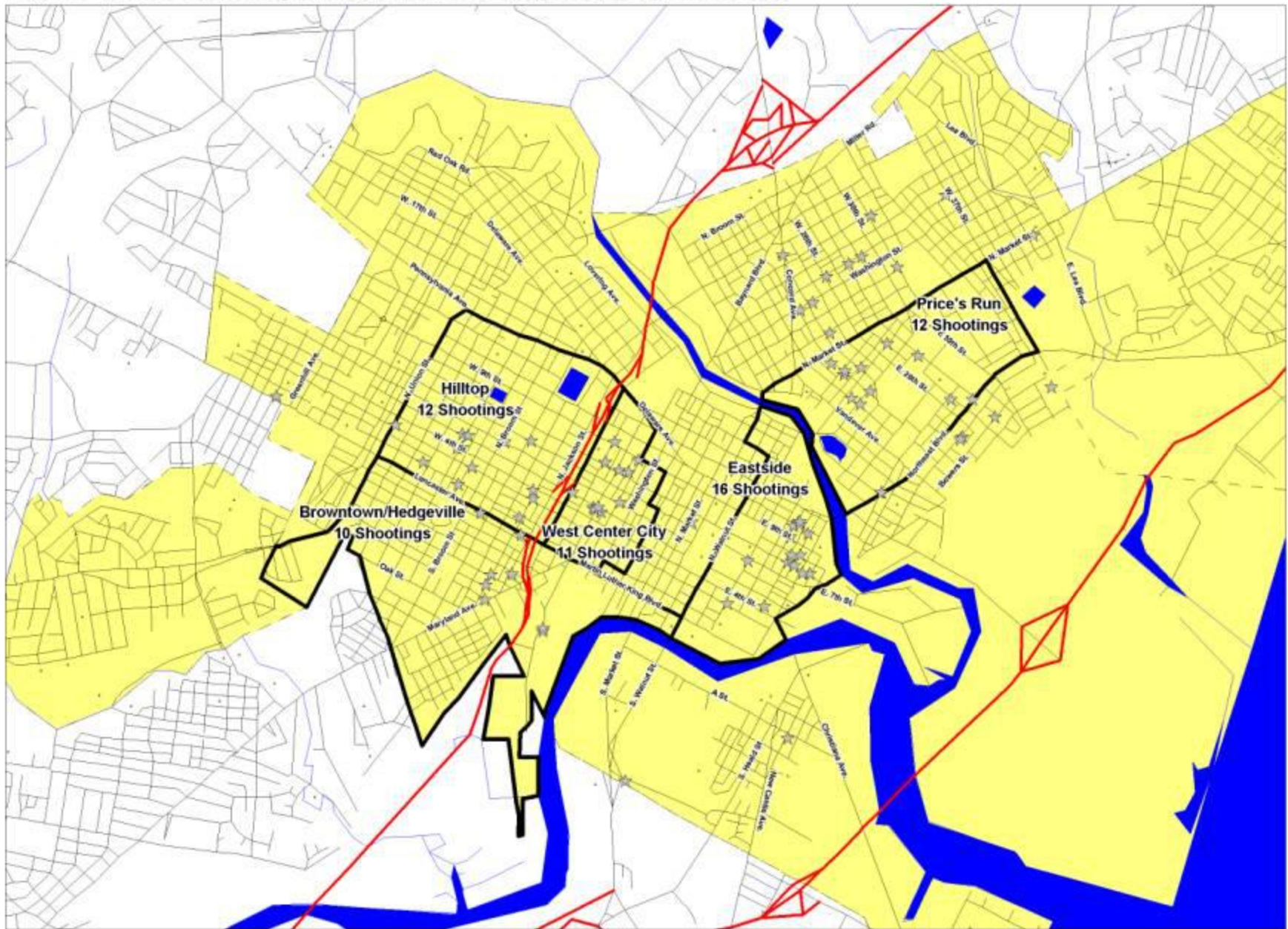
In 2005 reported shootings in Wilmington decreased by 15 percent, from 97 to 82 incidents, while Wilmington OSS arrests were down 36 percent, from 486 arrests in 2004 to 309 arrests in 2005. The decrease in arrests in 2005 was probably related to insufficient staffing since the Wilmington Police Department was only able to assign one officer to OSS for most of the year instead of the usual two.

**Table 1 - City of Wilmington Shooting Incidents by Neighborhood/Analysis Area  
January 1, 1996 to December 31, 2005**

Neighborhood	1996	1997	1998	1999	2000	2001	2002	2003	2004	2005	Total
Bancroft Parkway	2	0	0	0	0	0	0	0	0	0	<b>2</b>
Boulevard	12	17	3	10	5	8	17	5	9	7	<b>93</b>
Browntown/Hedgeville	2	5	1	4	1	2	7	6	9	10	<b>47</b>
Central	1	0	6	1	0	3	1	0	0	1	<b>13</b>
Delaware Avenue	0	0	0	0	0	0	0	0	1	0	<b>1</b>
Eastside	13	4	11	5	7	8	10	8	12	16	<b>94</b>
Hilltop	22	16	10	12	11	14	11	11	17	12	<b>136</b>
Midtown Brandywine	0	0	0	0	0	0	0	0	0	0	<b>0</b>
Northwest	1	0	1	1	2	2	1	1	0	4	<b>13</b>
Price's Run	19	27	16	13	19	9	12	8	19	12	<b>154</b>
Riverside	20	15	8	5	3	5	6	5	7	6	<b>80</b>
South Wilmington	3	5	7	2	5	4	7	12	5	2	<b>52</b>
Southwest	0	1	0	0	0	1	1	1	0	1	<b>5</b>
West Center City	13	17	10	2	6	5	15	6	18	11	<b>103</b>
Unknown	0	0	0	1	1	0	0	0	0	0	<b>2</b>
<b>Citywide Total</b>	<b>108</b>	<b>107</b>	<b>73</b>	<b>56</b>	<b>60</b>	<b>61</b>	<b>88</b>	<b>63</b>	<b>97</b>	<b>82</b>	<b>795</b>

**Map 1 - 2005 Shooting Incidents Resulting in Injury or Death**

10



★ Locations of Shootings



## Statewide OSS/GTF Activities by Jurisdiction - 1999 to 2005

Operation Safe Streets/Governor's Task Force curfew check and arrest information presented in the following section was obtained from reporting forms that are submitted monthly to the Delaware Statistical Analysis Center by State Department of Correction Probation and Parole offices for New Castle, Kent, and Sussex Counties. Information on the amount and type of drugs seized, recovered stolen property, currency, and weapons seized were compiled from monthly reports submitted by the Delaware State Police and Dover Police Departments.

- **Total Curfew Checks** includes all curfew checks made by OSS/GTF police-probation officer teams.
- **Violation of Probation (VOP) Arrests** are arrests that result when the courts issue a violation of probation capias for probationers who violate their curfew, have absconded, or failed to comply with some other condition of their probation. If a probationer absconds from their supervision and is not immediately apprehended, their probationer's status is administratively changed to Master File Delinquent (MFD). Violation of probation arrests represent the actual arrest event once the probationer is apprehended.
- **Administrative Warrant Arrests** are arrests that occur when probationers violate their curfew or other conditions of their supervision. An administrative warrant allows the Department of Correction to hold a violated probationer until their court hearing, which are scheduled no later than 48 hours after their arrests.
- **Collateral Arrests** include only those arrests made by Operation Safe Streets/Governor's Task Force teams that result in new charges that are unrelated to a curfew violation. These arrests usually result from special investigations that OSS/GTF teams conduct. Collateral arrests may involve OSS/GTF targeted probationers (Probationer In Program), non-OSS/GTF probationers (Probationer Not In Program), and persons who are not on probation (Non-Probationer Arrests).
- **Total OSS/GTF Arrests** refers to all arrests resulting from OSS/GTF activities and is equal to the sum of all the arrest categories described above (Violation of Probation Arrests + Administrative Warrant Arrests + Collateral Arrests).

OSS/GTF teams statewide conducted 7,708 curfew checks in 2005. More curfew checks were made in 2005 than in any other year on record (since 1999). The statewide curfew compliance rate in 2005 was 71.3 percent, which is also higher than any other year on record.

OSS/GTF arrests statewide peaked in 1999 and, with the exception of 2002, have declined every year since. The number of violation of probation arrests made by OSS/GTF has been decreasing since 2000. Starting in 2000, the Department of Correction established absconder unit in New Castle County to locate probation absconders, thereby relieving OSS/GTF teams of the burden of tracking them down. Kent and Sussex Counties formed absconder units in 2004 and 2005. As a result, violation of probation arrests made by OSS/GTF teams have been on the decline since the absconder units were established.

Collateral arrests were responsible for more than half of all OSS/GTF arrests made since 2002. Arrests involving persons who are not on probation are increasing at a faster rate than collateral arrests as a whole.

From 1999 to 2005, OSS/GTF teams statewide have seized 865 firearms, 654 other weapons, 313,014 grams of marijuana, 14,891 grams of crack cocaine, 10,081 grams of powder cocaine, 996

grams of heroin, 241 grams of PCP, 239 grams of hashish, 218 grams of methamphetamine, and 25 grams of LSD.

New Castle County GTF made 412 arrests in 2005, a 21.5 percent increase over 2004. The increase in arrests in 2005 comes after two consecutive years of decreases in 2003 and 2004. The curfew check compliance rate for New Castle County GTF continues to improve as it has since 2001. New Castle County GTF seized a significantly larger quantity of powder and crack cocaine in 2005 compared with previous years. In fact, the amount of powdered cocaine seized by New Castle County GTF in 2005 nearly equaled the amount seized from 1999 to 2004 combined. The amount of powder cocaine seized by New Castle County GTF went from 159.1 grams in 2004 to 2,925.2 grams in 2005. The increase in crack cocaine seized in 2005 was not as large but was still significant—1,040.7 grams in 2005 compared to 462.3 grams in 2004.

Kent County GTF also reported a large increase in the quantity of illegal drugs seized. 1,080.7 grams of powdered cocaine was seized by Kent County GTF in 2005 compared with 123.2 grams in 2004. The amount of marijuana seized by Kent County GTF went from 13,916.9 grams in 2004 to 36,652.7 grams in 2005. The number of guns seized was also up significantly—80 guns seized in 2004 compared to 171 in 2005. The number of guns seized by Kent County GTF was up because in the summer of 2005 several large caches of weapons were discovered in the homes of probationers while Kent County GTF officers were conducting home searches. Arrests made by Kent County GTF were also up by 31 percent but more than 60 percent of those arrested were not on probation at the time of the arrest. Kent County GTF had the highest curfew check compliance rate in 2005 with 76.6 percent of probationers reported at home when the curfew checks were made.

Total arrests made by Sussex County GTF were down by 41.7 percent, from 285 in 2004 to 166 in 2005. Nearly all of the decrease was caused by a drop in violation of probation arrests—130 VOP arrests in 2004 compared to 26 VOP arrests in 2005. Sussex County GTF arrests were down because only one probation officer was assigned to the unit for much of the year instead of the usual two officers. Also, a newly formed absconder unit handled many of the probation absconder cases that previously would have been handled by Sussex County GTF. Despite being short one officer for much of the year, the quantity of marijuana seized by Sussex County GTF was up significantly, from 10,251.6 grams in 2004 to 91,128.2 grams in 2005.

Arrests made by Wilmington OSS dropped by 36.4 percent in 2005, from 486 in 2004 to 309. Wilmington OSS also had a problem with staffing—only one police officer was available to accompany probation officers for most of 2005. The Department of Correction also has an absconder unit operating in Wilmington. These two factors were largely responsible for the decrease in collateral and violation of probation arrests reported by Wilmington OSS in 2005. Wilmington OSS continues to have one of the lowest curfew compliance rates, with 55.9 percent of probationers making their curfew in 2005.

Dover OSS made 123 arrests in 2005, a 57.7 percent increase over the 78 arrests made in 2004. Dover also reported a significant increase in the amount of powder cocaine, crack cocaine, marijuana and guns seized in 2005. Dover OSS had the lowest curfew compliance rate in 2005—51.4 percent of Dover OSS probationers were home at curfew.

**Table 2**  
**Operation Safe Streets/Governor's Task Force**  
**Summary Statistics by Jurisdiction**  
**January 1 to December 31, 2005**

	Statewide	DSP NCC	DSP KC	DSP SC	WILM P.D.	DOV P.D.
Total Curfew Checks <sup>1</sup>	7,708	2,272	1,101	1,420	2,306	609
Home	5,148	1,620	843	1,082	1,290	313
Not Home	2,560	652	258	338	1,016	296
Violation of Probation Arrests <sup>1</sup>	146	35	60	26	19	6
Administrative Warrant Arrests <sup>1</sup>	367	62	78	55	159	13
Collateral Arrests <sup>1,2</sup>	903	315	268	85	131	104
Probationer In Program	22	0	0	22	0	0
Probationer Not In Program	60	0	0	60	0	0
Non-Probationer Arrests	556	190	246	3	59	58
Unknown	265	125	22	0	72	46
Total OSS/GTF Arrests <sup>1,2</sup>	1,416	412	406	166	309	123
Probationer In Program	535	97	138	103	178	19
Probationer Not In Program	60	0	0	60	0	0
Non-Probationer Arrests	556	190	246	3	59	58
Unknown	265	125	22	0	72	46
Controlled Substances Seized <sup>3</sup>						
Cocaine (gm)	4,506.7	2,925.2	1,080.7	82.8	8.2	409.8
Crack (gm)	3,179.1	1,040.7	273.6	371.9	473.9	1,019.0
Hashish (gm)	128.0	120.0	8.0	0.0	0.0	0.0
Heroin (gm)	44.4	21.7	0.2	9.6	13.0	0.0
LSD (gm)	0.0	0.0	0.0	0.0	0.0	0.0
Marijuana (gm)	140,692.0	7,332.7	36,652.7	91,128.2	2,037.7	3,540.7
Methamphetamine (gm)	1.4	1.4	0.0	0.0	0.0	0.0
PCP (gm)	28.5	22.3	6.2	0.0	0.0	0.0
Items Seized <sup>3</sup>						
Recovered Stolen Property	\$58,167	\$50,052	\$2,000	\$200	\$5,915	\$0
U.S. Currency	\$398,849	\$90,392	\$170,151	\$30,458	\$52,736	\$55,112
Guns <sup>4</sup>	331	44	171	24	16	76
Other Weapons	163	2	129	2	0	30

<sup>1</sup>Source: DOC Probation and Parole

<sup>2,3</sup>Source: Delaware State Police

<sup>4</sup>In 2005 the number of firearms seized by Kent County GTF is unusually high because several large caches of guns were found during home searches in the summer of 2005.

**Table 3**  
**Operation Safe Streets/Governor's Task Force**  
**Statewide Summary Statistics by Year**  
**January 1, 1999 to December 31, 2005**

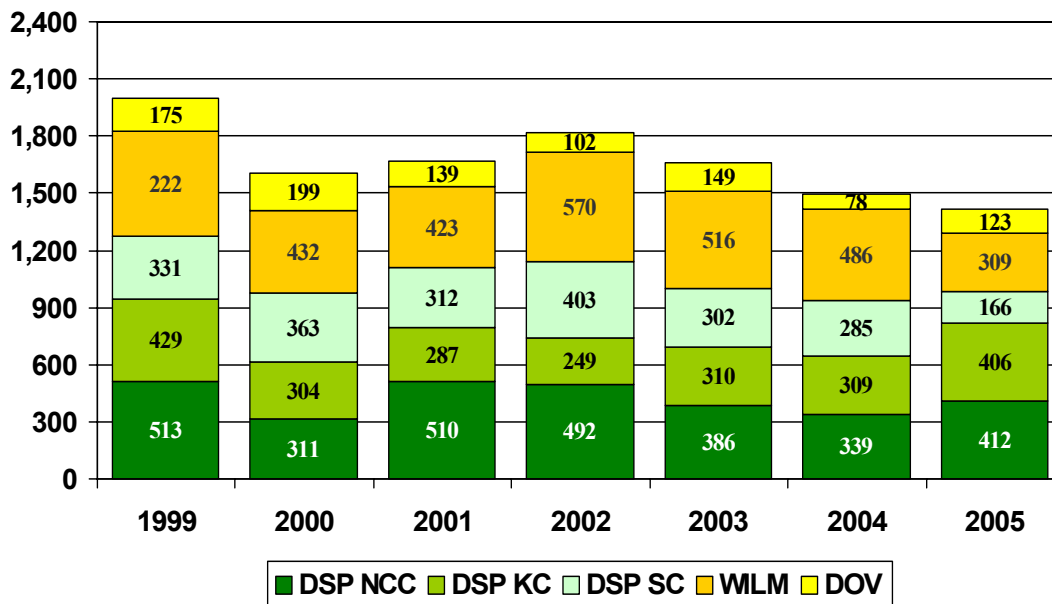
	1999	2000	2001	2002	2003	2004	2005	Total
Total Curfew Checks <sup>1</sup>	5,903	7,591	8,430	7,992	8,130	7,157	7,708	52,911
Home	3,831	4,736	5,523	4,955	5,068	4,750	5,148	34,011
Not Home	2,072	2,855	2,907	3,037	3,062	2,407	2,560	18,900
Violation of Probation Arrests <sup>1</sup>	252	450	409	400	324	276	146	2,257
Administrative Warrant Arrests <sup>1</sup>	724	587	539	480	468	399	367	3,197
Collateral Arrests <sup>1</sup>	1,022	572	723	936	871	822	903	5,849
Probationer In Program	182	118	102	76	95	56	22	651
Probationer Not In Program	331	226	135	197	222	177	60	1,348
Non-Probationer Arrests	151	210	316	395	302	378	556	2,308
Probationer - Status Unknown	358	18	170	268	252	211	265	1,542
Total OSS/GTF Arrests <sup>1</sup>	1,998	1,609	1,671	1,816	1,663	1,497	1,416	11,670
Probationer In Program	1,158	1,155	1,050	956	887	731	535	6,472
Probationer Not In Program	331	226	135	197	222	177	60	1,348
Non-Probationer Arrests	151	210	316	395	302	378	556	2,308
Probationer - Status Unknown	358	18	170	268	252	211	265	1,542
Controlled Substances Seized <sup>2</sup>								
Cocaine (gm)	172.9	484.5	1,134.7	627.0	2,276.7	878.8	4,506.7	10,081.2
Crack (gm)	816.0	2,197.1	1,919.8	2,509.5	2,202.8	2,067.0	3,179.1	14,891.3
Hashish (gm)	0.0	104.3	3.5	3.2	0.0	0.1	128.0	239.1
Heroin (gm)	58.9	241.0	475.2	28.0	109.5	39.1	44.4	996.1
LSD (gm)	0.0	0.0	3.5	2.0	20.0	0.0	0.0	25.5
Marijuana (gm)	41,581.9	10,640.4	7,354.8	18,672.3	59,970.9	34,101.8	140,692.0	313,014.2
Methamphetamine (gm)	0.0	0.0	212.5	2.1	1.8	0.1	1.4	217.9
PCP (gm)	49.9	0.0	11.5	18.0	9.0	124.3	28.5	241.2
Items Seized <sup>2</sup>								
Recovered Stolen Property	\$67,252	\$141,369	\$106,993	\$75,962	\$128,532	\$37,700	\$58,167	\$615,975
U.S. Currency	\$294,131	\$174,840	\$272,870	\$288,282	\$369,360	\$305,527	\$398,849	\$2,103,859
Guns	52	64	54	87	107	170	331	865
Other Weapons	30	28	27	85	93	228	163	654

<sup>1</sup>Source: DOC Probation and Parole

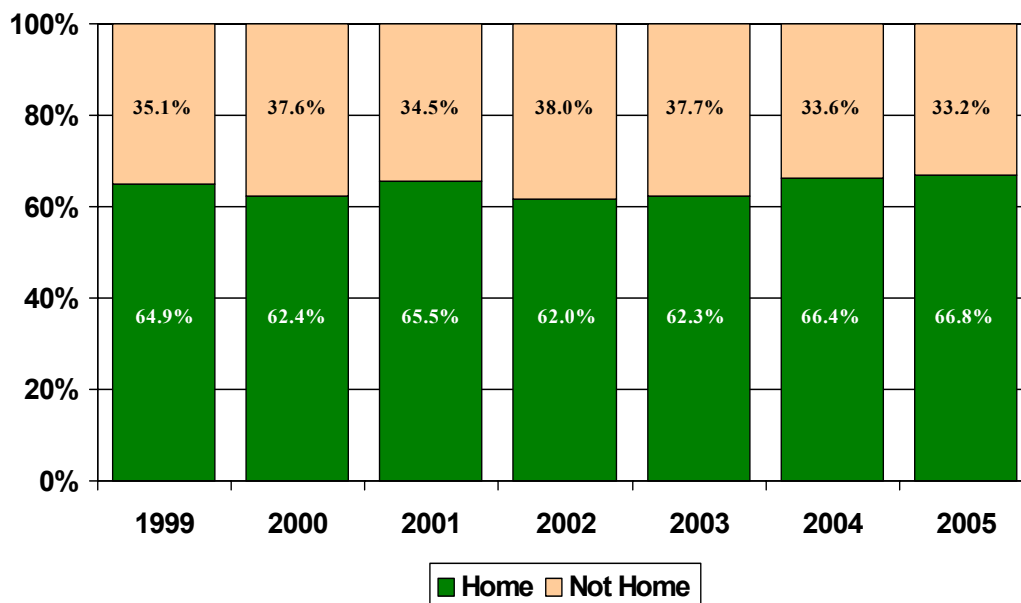
<sup>2,3</sup>Source: Delaware State Police

<sup>4</sup>In 2005 the number of firearms seized by Kent County GTF is unusually high because several large caches of guns were found during home searches in the summer of 2005.

**Chart 4 - Statewide OSS/GTF Arrests by Year**



**Chart 5 - Statewide OSS/GTF Curfew Check Compliance by Year**



**Table 4**  
**Operation Safe Streets/Governor's Task Force**  
**DSP New Castle County - Summary Statistics by Year**  
**January 1, 1999 to December 31, 2005**

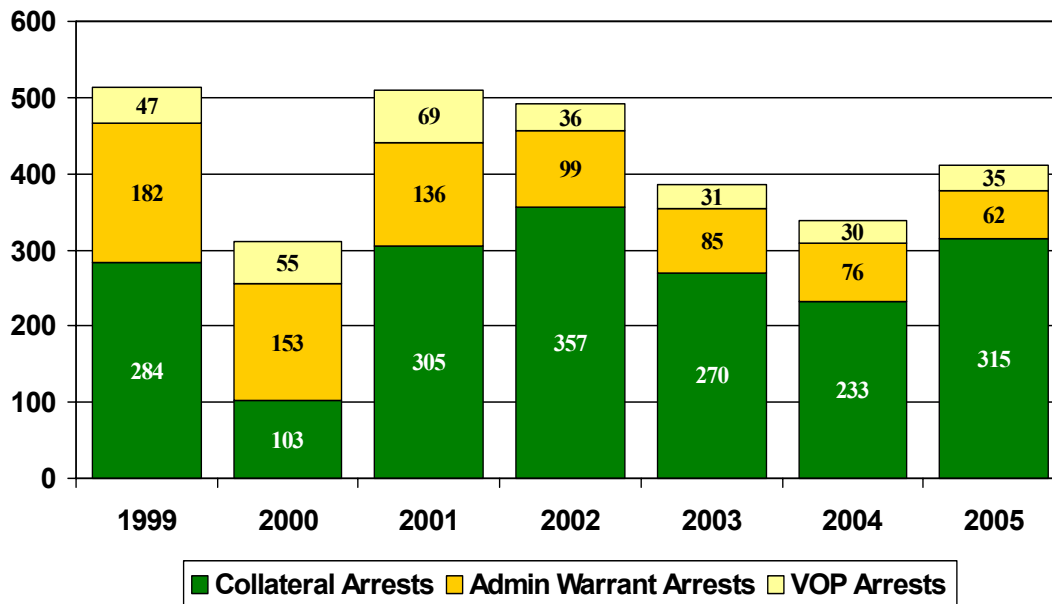
	1999	2000	2001	2002	2003	2004	2005	Total
Total Curfew Checks <sup>1</sup>	1,566	2,007	2,252	2,242	2,247	2,249	2,272	14,835
Home	944	1,171	1,306	1,343	1,453	1,568	1,620	9,405
Not Home	622	836	946	899	794	681	652	5,430
Violation of Probation Arrests <sup>1</sup>	47	55	69	36	31	30	35	303
Administrative Warrant Arrests <sup>1</sup>	182	153	136	99	85	76	62	731
Collateral Arrests <sup>1</sup>	284	103	305	357	270	233	315	1,867
Probationer In Program	28	8	0	0	0	0	0	36
Probationer Not In Program	56	29	0	0	0	0	0	85
Non-Probationer Arrests	12	55	176	202	135	136	190	906
Probationer - Status Unknown	188	11	129	155	135	97	125	840
Total OSS/GTF Arrests <sup>1</sup>	513	311	510	492	386	339	412	2,963
Probationer In Program	257	216	205	135	116	106	97	1,132
Probationer Not In Program	56	29	0	0	0	0	0	85
Non-Probationer Arrests	12	55	176	202	135	136	190	906
Probationer - Status Unknown	188	11	129	155	135	97	125	840
Controlled Substances Seized <sup>2</sup>								
Cocaine (gm)	24.1	283.6	742.5	352.6	1,536.5	159.1	2,925.2	6,023.6
Crack (gm)	187.4	422.5	609.6	445.8	413.1	462.3	1,040.7	3,581.5
Hashish (gm)	0.0	0.0	0.0	3.2	0.0	0.0	120.0	123.2
Heroin (gm)	5.2	2.1	5.8	11.5	27.4	8.4	21.7	82.0
LSD (gm)	0.0	0.0	3.5	2.0	20.0	0.0	0.0	25.5
Marijuana (gm)	2,029.9	5,142.5	2,823.6	7,321.5	12,183.8	6,785.8	7,332.7	43,619.8
Methamphetamine (gm)	0.0	0.0	212.0	0.0	0.0	0.0	1.4	213.4
PCP (gm)	0.0	0.0	1.0	0.0	8.0	0.0	22.3	31.3
Items Seized <sup>2</sup>								
Recovered Stolen Property	\$53,101	\$50,869	\$74,993	\$18,832	\$49,882	\$20,650	\$50,052	\$318,379
U.S. Currency	\$26,783	\$50,588	\$158,110	\$110,701	\$176,468	\$44,815	\$90,392	\$657,857
Guns <sup>4</sup>	23	16	16	37	54	35	44	225
Other Weapons	15	4	9	5	9	1	2	45

<sup>1</sup>Source: DOC Probation and Parole

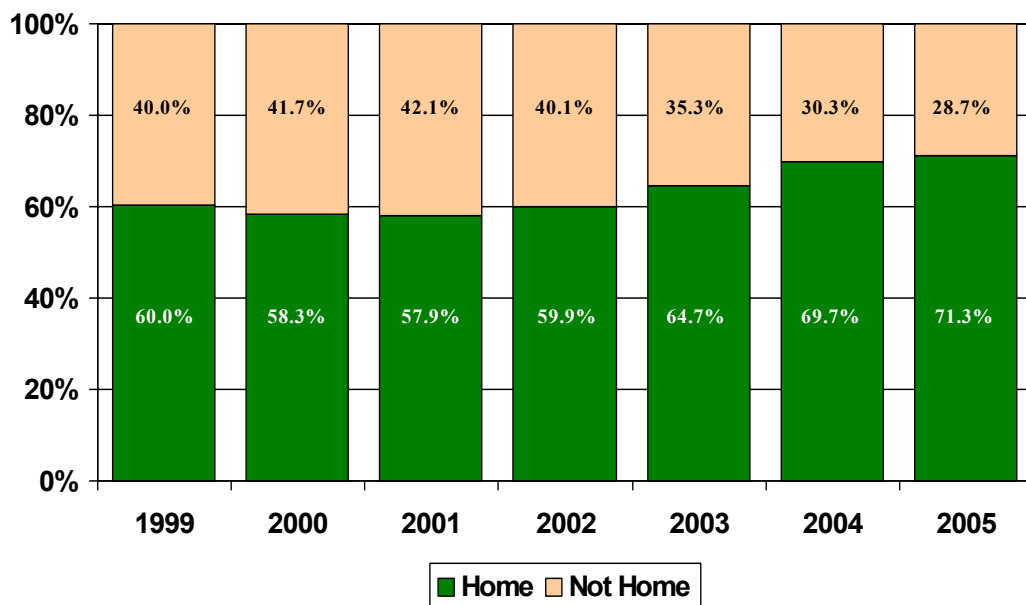
<sup>2,3</sup>Source: Delaware State Police

<sup>4</sup>In 2005 the number of firearms seized by Kent County GTF is unusually high because several large caches of guns were found during home searches in the summer of 2005.

**Chart 6 - GTF Arrests in DSP New Castle County**



**Chart 7 – DSP New Castle County GTF Curfew Check Compliance**



**Table 5**  
**Operation Safe Streets/Governor's Task Force**  
**DSP Kent County - Summary Statistics by Year**  
**January 1, 1999 to December 31, 2005**

	1999	2000	2001	2002	2003	2004	2005	Total
Total Curfew Checks <sup>1</sup>	883	995	1,389	1,021	1,067	726	1,101	7,182
Home	610	672	959	722	723	526	843	5,055
Not Home	273	323	430	299	344	200	258	2,127
Violation of Probation Arrests <sup>1</sup>	77	68	56	48	57	58	60	424
Administrative Warrant Arrests <sup>1</sup>	84	80	74	59	76	56	78	429
Collateral Arrests <sup>1</sup>	268	156	157	142	177	195	268	1,363
Probationer In Program	43	49	72	42	54	35	0	295
Probationer Not In Program	123	102	82	90	118	84	0	599
Non-Probationer Arrests	35	5	3	9	5	76	246	379
Probationer - Status Unknown	67	0	0	1	0	0	22	90
Total OSS/GTF Arrests <sup>1</sup>	429	304	287	249	310	309	406	2,294
Probationer In Program	204	197	202	149	187	149	138	1,226
Probationer Not In Program	123	102	82	90	118	84	0	599
Non-Probationer Arrests	35	5	3	9	5	76	246	379
Probationer - Status Unknown	67	0	0	1	0	0	22	90
Controlled Substances Seized <sup>2</sup>								
Cocaine (gm)	13.3	28.7	30.4	41.5	332.7	123.2	1,080.7	1,650.5
Crack (gm)	50.3	240.7	52.0	105.4	263.1	347.4	273.6	1,332.4
Hashish (gm)	0.0	0.0	3.5	0.0	0.0	0.1	8.0	11.6
Heroin (gm)	0.0	0.0	0.0	4.8	3.4	8.2	0.2	16.6
LSD (gm)	0.0	0.0	0.0	0.0	0.0	0.0	0.0	0.0
Marijuana (gm)	3,958.0	2,743.5	796.2	3,047.4	6,369.4	13,916.9	36,652.7	67,484.1
Methamphetamine (gm)	0.0	0.0	0.0	2.1	0.0	0.0	0.0	2.1
PCP (gm)	0.0	0.0	0.0	0.0	0.0	124.3	6.2	130.5
Items Seized <sup>2</sup>								
Recovered Stolen Property	\$14,151	\$0	\$32,000	\$17,650	\$16,550	\$8,100	\$2,000	\$90,451
U.S. Currency	\$80,998	\$4,596	\$5,117	\$39,365	\$52,130	\$105,968	\$170,151	\$458,325
Guns <sup>4</sup>	5	4	8	7	17	80	171	292
Other Weapons	7	7	6	35	81	217	129	482

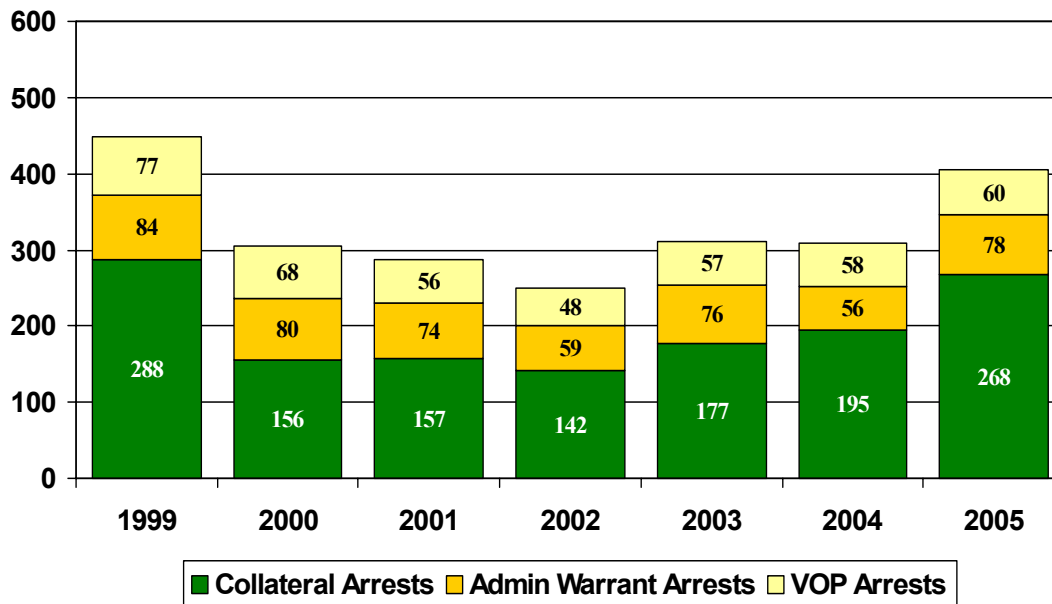
<sup>1</sup>Source: DOC Probation and Parole

<sup>2,3</sup>Source: Delaware State Police

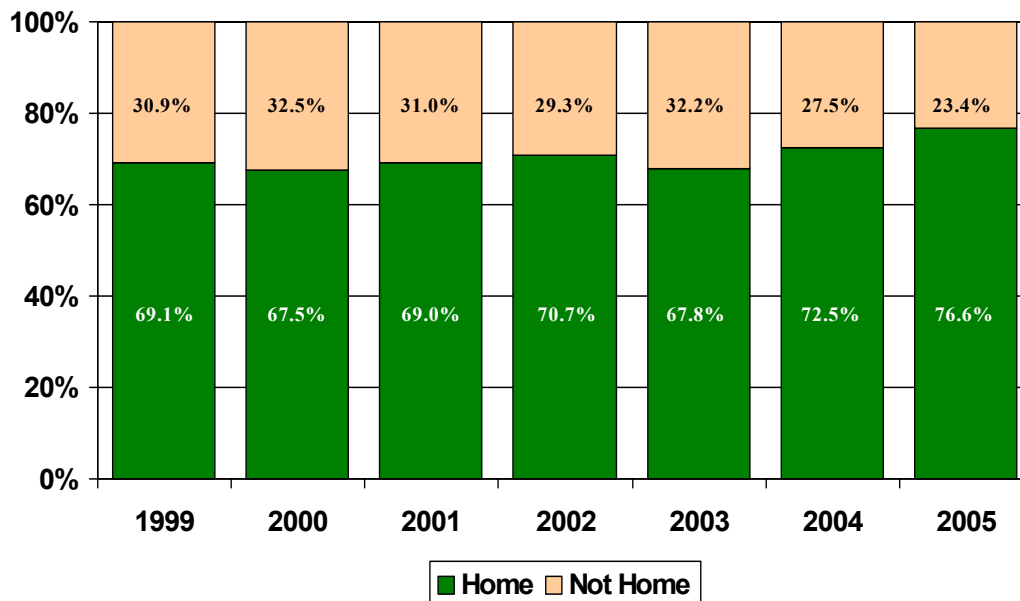
<sup>4</sup>In 2005 the number of firearms seized by Kent County GTF is unusually high because several large caches of guns were found during home searches in the summer of 2005.



**Chart 8 - GTF Arrests in DSP Kent County**



**Chart 9 – DSP Kent County GTF Curfew Check Compliance**



**Table 6**  
**Operation Safe Streets/Governor's Task Force**  
**DSP Sussex County - Summary Statistics by Year**  
**January 1, 1999 to December 31, 2005**

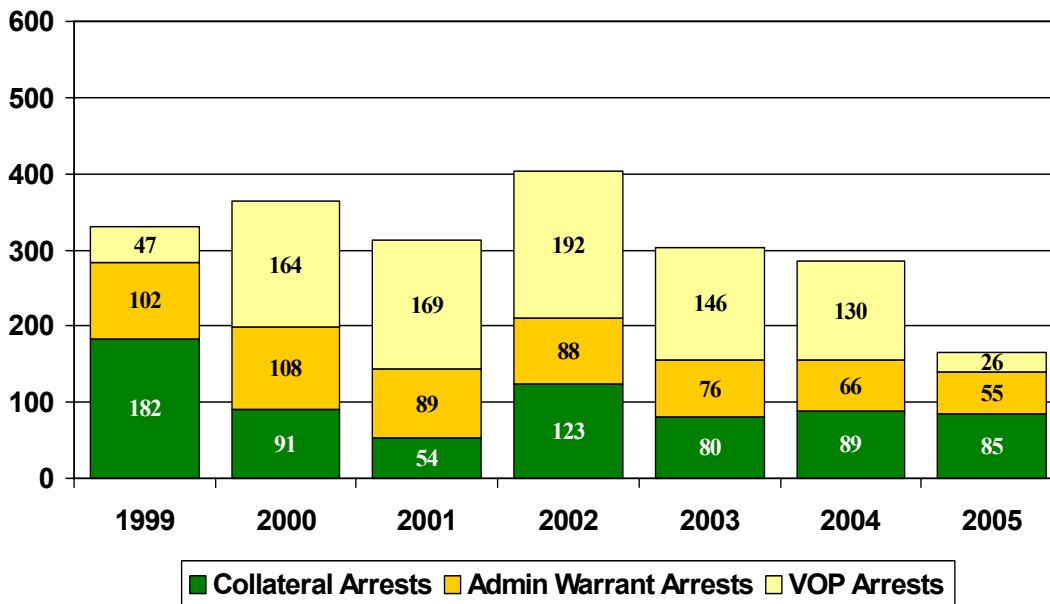
	1999	2000	2001	2002	2003	2004	2005	Total
Total Curfew Checks <sup>1</sup>	1,243	1,337	1,479	1,439	1,459	1,343	1,420	9,720
Home	921	1,000	1,191	1,131	1,124	1,059	1,082	7,508
Not Home	322	337	288	308	335	284	338	2,212
Violation of Probation Arrests <sup>1</sup>	47	164	169	192	146	130	26	874
Administrative Warrant Arrests <sup>1</sup>	102	108	89	88	76	66	55	529
Collateral Arrests <sup>1</sup>	182	91	54	123	80	89	85	704
Probationer In Program	27	16	8	23	20	10	22	126
Probationer Not In Program	39	32	31	79	58	67	60	366
Non-Probationer Arrests	13	43	15	21	2	12	3	109
Probationer - Status Unknown	103	0	0	0	0	0	0	103
Total OSS/GTF Arrests <sup>1</sup>	331	363	312	403	302	285	166	2,162
Probationer In Program	176	288	266	303	242	206	103	1,584
Probationer Not In Program	39	32	31	79	58	67	60	366
Non-Probationer Arrests	13	43	15	21	2	12	3	109
Probationer - Status Unknown	103	0	0	0	0	0	0	103
Controlled Substances Seized <sup>2</sup>								
Cocaine (gm)	98.1	82.4	322.6	232.8	119.1	379.1	82.8	1,316.9
Crack (gm)	212.6	145.9	357.5	510.9	138.9	454.2	371.9	2,192.0
Hashish (gm)	0.0	0.0	0.0	0.0	0.0	0.0	0.0	0.0
Heroin (gm)	0.0	0.0	1.9	0.0	20.7	1.1	9.6	33.3
LSD (gm)	0.0	0.0	0.0	0.0	0.0	0.0	0.0	0.0
Marijuana (gm)	13,829.8	778.2	1,164.9	1,728.7	37,934.9	10,251.6	91,128.2	156,816.3
Methamphetamine (gm)	0.0	0.0	0.5	0.0	1.8	0.1	0.0	2.4
PCP (gm)	0.0	0.0	0.3	18.0	0.0	0.0	0.0	18.3
Items Seized <sup>2</sup>								
Recovered Stolen Property	\$0	\$4,500	\$0	\$10,000	\$0	\$700	\$200	\$15,400
U.S. Currency	\$22,500	\$23,954	\$15,971	\$30,454	\$42,990	\$40,409	\$30,458	\$206,736
Guns <sup>4</sup>	13	15	11	12	6	22	24	103
Other Weapons	2	1	3	21	1	3	2	33

<sup>1</sup>Source: DOC Probation and Parole

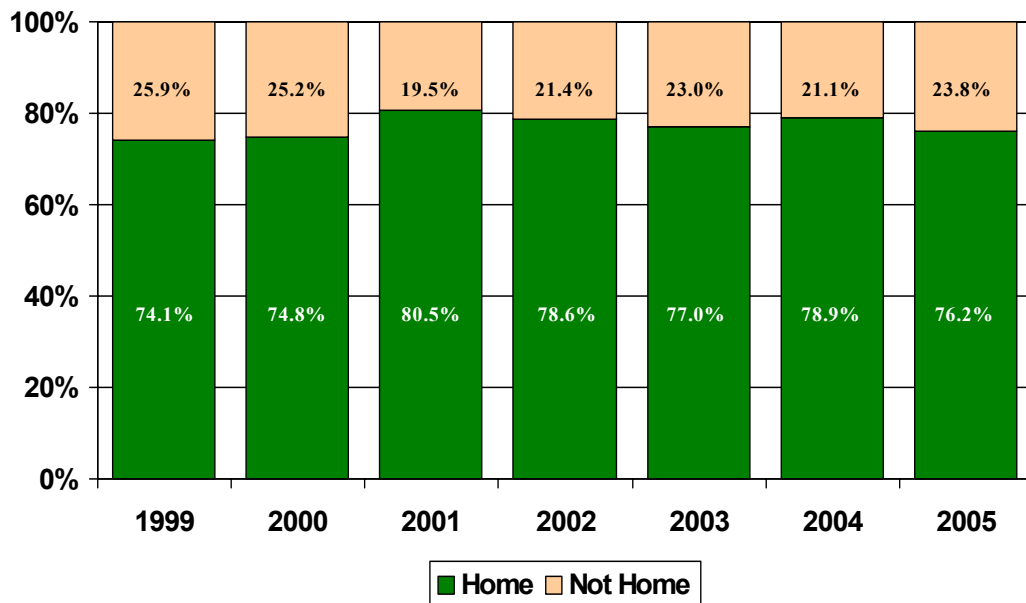
<sup>2,3</sup>Source: Delaware State Police

<sup>4</sup>In 2005 the number of firearms seized by Kent County GTF is unusually high because several large caches of guns were found during home searches in the summer of 2005.

**Chart 10 - GTF Arrests in DSP Sussex County**



**Chart 11 – DSP Sussex County GTF Curfew Check Compliance**



**Table 7**  
**Operation Safe Streets/Governor's Task Force**  
**Wilmington - Summary Statistics by Year**  
**January 1, 1999 to December 31, 2005**

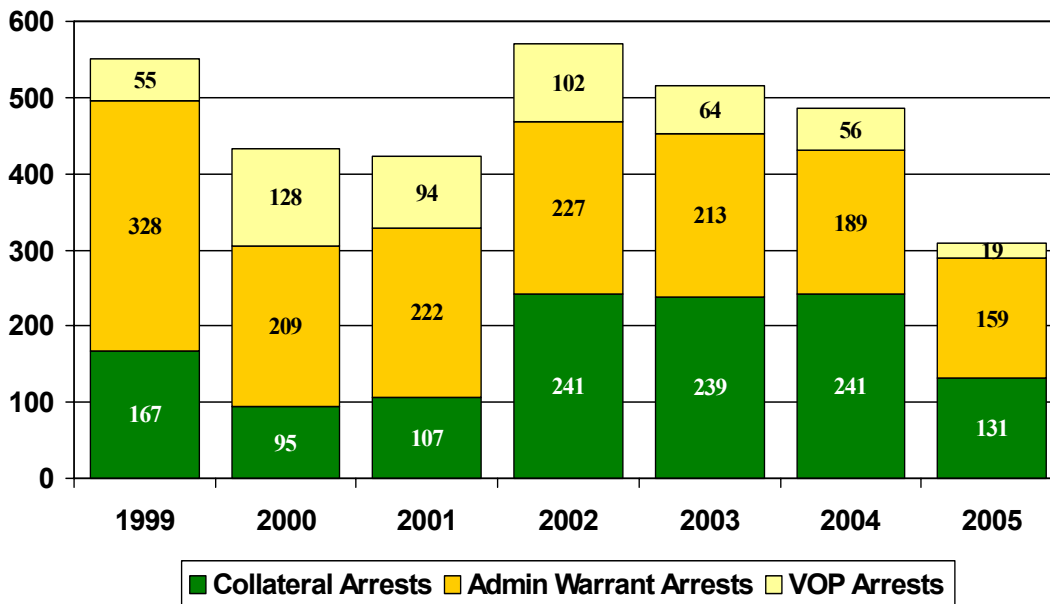
	1999	2000	2001	2002	2003	2004	2005	Total
Total Curfew Checks <sup>1</sup>	1,808	2,471	2,597	2,509	2,334	2,318	2,306	16,343
Home	1,114	1,470	1,645	1,277	1,153	1,278	1,290	9,227
Not Home	694	1,001	952	1,232	1,181	1,040	1,016	7,116
Violation of Probation Arrests <sup>1</sup>	55	128	94	102	64	56	19	518
Administrative Warrant Arrests <sup>1</sup>	328	209	222	227	213	189	159	1,388
Collateral Arrests <sup>1</sup>	167	95	107	241	239	241	131	1,221
Probationer In Program	52	15	0	0	0	0	0	67
Probationer Not In Program	60	20	0	0	0	0	0	80
Non-Probationer Arrests	55	53	66	129	122	127	59	611
Probationer - Status Unknown	0	7	41	112	117	114	72	463
Total OSS/GTF Arrests <sup>1</sup>	550	432	423	570	516	486	309	3,286
Probationer In Program	435	352	316	329	277	245	178	2,132
Probationer Not In Program	60	20	0	0	0	0	0	80
Non-Probationer Arrests	55	53	66	129	122	127	59	611
Probationer - Status Unknown	0	7	41	112	117	114	72	463
Controlled Substances Seized <sup>2</sup>								
Cocaine (gm)	0.0	88.1	28.4	0.0	61.5	0.5	8.2	186.6
Crack (gm)	223.6	1,045.6	577.9	607.2	779.6	455.2	473.9	4,162.9
Hashish (gm)	0.0	58.0	0.0	0.0	0.0	0.0	0.0	58.0
Heroin (gm)	53.7	238.9	467.5	11.2	55.4	21.4	13.0	861.1
LSD (gm)	0.0	0.0	0.0	0.0	0.0	0.0	0.0	0.0
Marijuana (gm)	550.8	880.1	1,901.3	3,731.3	2,461.6	1,897.0	2,037.7	13,459.8
Methamphetamine (gm)	0.0	0.0	0.0	0.0	0.0	0.0	0.0	0.0
PCP (gm)	0.0	0.0	0.0	0.0	1.0	0.0	0.0	1.0
Items Seized <sup>2</sup>								
Recovered Stolen Property	\$0	\$86,000	\$0	\$29,480	\$62,100	\$8,250	\$5,915	\$191,745
U.S. Currency	\$130,559	\$37,396	\$61,623	\$45,034	\$61,905	\$61,349	\$52,736	\$450,602
Guns <sup>4</sup>	7	22	13	20	21	20	16	119
Other Weapons	0	15	1	21	2	0	0	39

<sup>1</sup>Source: DOC Probation and Parole

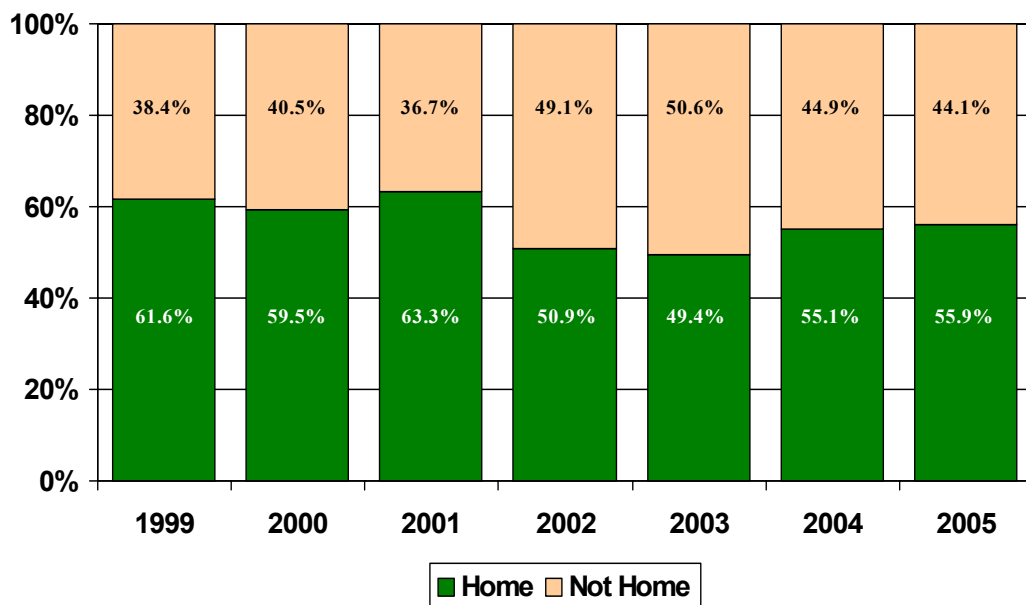
<sup>2,3</sup>Source: Delaware State Police

<sup>4</sup>In 2005 the number of firearms seized by Kent County GTF is unusually high because several large caches of guns were found during home searches in the summer of 2005.

**Chart 12 - OSS Arrests in Wilmington**



**Chart 13 - Wilmington OSS Curfew Check Compliance**



**Table 8**  
**Operation Safe Streets/Governor's Task Force**  
**Dover - Summary Statistics by Year**  
**January 1, 1999 to December 31, 2005**

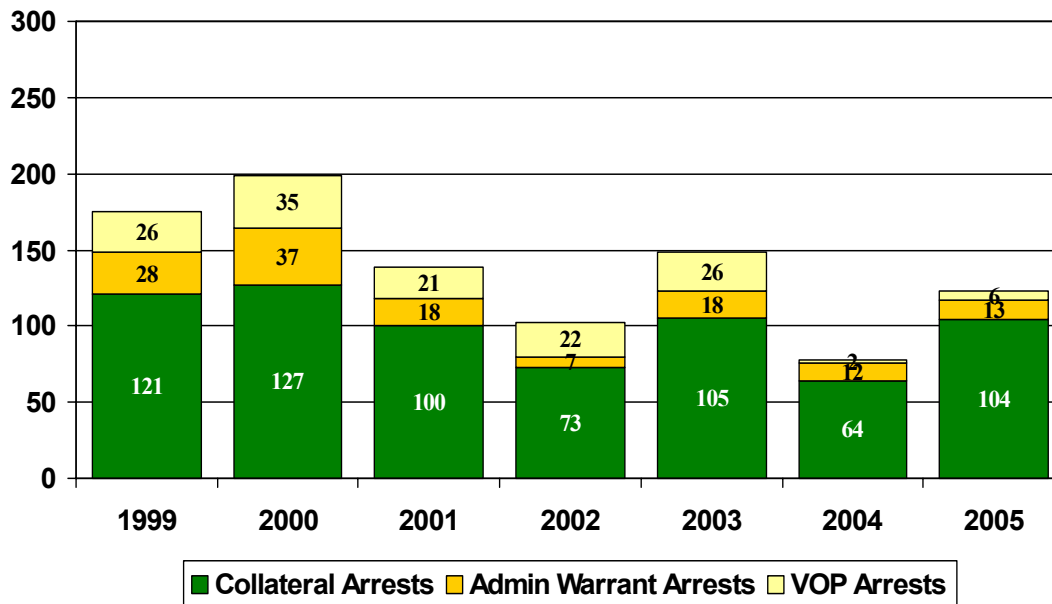
	1999	2000	2001	2002	2003	2004	2005	Total
Total Curfew Checks <sup>1</sup>	403	781	713	781	1,023	521	609	4,831
Home	242	423	422	482	615	319	313	2,816
Not Home	161	358	291	299	408	202	296	2,015
Violation of Probation Arrests <sup>1</sup>	26	35	21	22	26	2	6	138
Administrative Warrant Arrests <sup>1</sup>	28	37	18	7	18	12	13	120
Collateral Arrests <sup>1</sup>	121	127	100	73	105	64	104	694
Probationer In Program	32	30	22	11	21	11	0	127
Probationer Not In Program	53	43	22	28	46	26	0	218
Non-Probationer Arrests	36	54	56	34	38	27	58	303
Probationer - Status Unknown	0	0	0	0	0	0	46	46
Total OSS/GTF Arrests <sup>1</sup>	175	199	139	102	149	78	123	965
Probationer In Program	86	102	61	40	65	25	19	398
Probationer Not In Program	53	43	22	28	46	26	0	218
Non-Probationer Arrests	36	54	56	34	38	27	58	303
Probationer - Status Unknown	0	0	0	0	0	0	46	46
Controlled Substances Seized <sup>2</sup>								
Cocaine (gm)	37.3	1.7	10.9	0.1	226.9	216.9	409.8	903.6
Crack (gm)	142.1	342.4	322.7	840.2	608.2	347.9	1,019.0	3,622.5
Hashish (gm)	0.0	46.3	0.0	0.0	0.0	0.0	0.0	46.3
Heroin (gm)	0.0	0.0	0.0	0.4	2.6	0.0	0.0	3.0
LSD (gm)	0.0	0.0	0.0	0.0	0.0	0.0	0.0	0.0
Marijuana (gm)	21,213.5	1,096.1	668.8	2,843.4	1,021.3	1,250.6	3,540.7	31,634.3
Methamphetamine (gm)	0.0	0.0	0.0	0.0	0.0	0.0	0.0	0.0
PCP (gm)	49.9	0.0	10.2	0.0	0.0	0.0	0.0	60.1
Items Seized <sup>2</sup>								
Recovered Stolen Property	\$0	\$0	\$0	\$0	\$0	\$0	\$0	\$0
U.S. Currency	\$33,291	\$58,306	\$32,049	\$62,728	\$35,867	\$52,986	\$55,112	\$330,339
Guns <sup>4</sup>	4	7	6	11	9	13	76	126
Other Weapons	6	1	8	3	0	7	30	55

<sup>1</sup>Source: DOC Probation and Parole

<sup>2,3</sup>Source: Delaware State Police

<sup>4</sup>In 2005 the number of firearms seized by Kent County GTF is unusually high because several large caches of guns were found during home searches in the summer of 2005.

**Chart 14 - OSS Arrests in Dover**



**Chart 15 - Dover OSS Curfew Check Compliance**

